
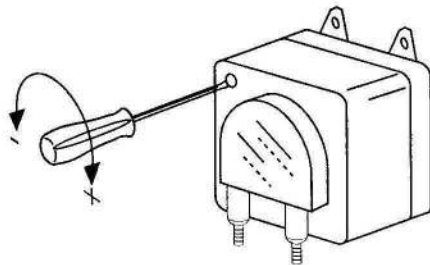


Detergent Batching Schedule-EDI-

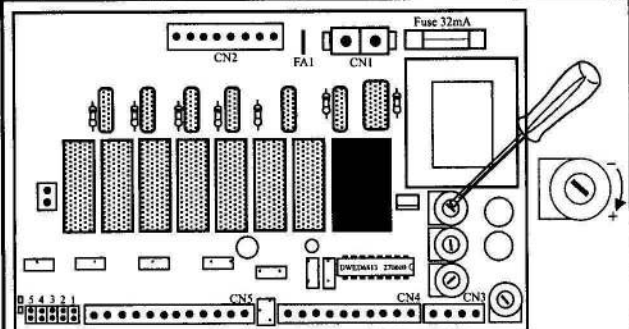
Schedule



* Batching detergent	Model	Inlet water pressure		Maintenance of concentration setting
		1,5 bar (dynamics)	3 bar (dynamics)	
"0,5 g / lt"	EDI 6	1 pump turn in 33 sec.	1 pump turn in 17 sec.	17 sec. Time to be regulated on the electronic card
	EDI 8	1 pump turn in 12 sec.	1 pump turn in 12 sec.	
	EDI 13	1 pump turn in 16 sec.	1 pump turn in 16 sec.	
"1 g / lt"	EDI 6	2 pump turns in 30 sec.	2 pump turns in 18 sec.	
	EDI 8	5 pump turns in 30 sec.	5 pump turns in 30 sec.	
	EDI 13	1 pump turn in 8 sec.	1 pump turn in 8 sec.	
"2 g / lt"	EDI 6	2 pump turns in 15 sec.	2 pump turns in 9 sec.	
	EDI 8	5 pump turns in 15 sec.	5 pump turns in 15 sec.	
	EDI 13	2 pump turns in 8 sec.	2 pump turns in 8 sec.	
"4 g / lt"	EDI 6	4 pump turns in 15 sec.	4 pump turns in 9 sec.	
	EDI 8	4 pump turns in 6 sec.	4 pump turns in 6 sec.	
	EDI 13	4 pump turns in 8 sec.	4 pump turns in 8 sec.	



Setting of pump rotation speed to be done during the tank water filling (early batching concentration)



Dosing pump working time setting to be done during the washing (Dosing of concentration maintenance).

standard regulation at test

"2 g / lt"

* **Att.** Detergent batching depends on water hardness and on type of soiling